

6.1.1 – Claim Sheet(Sl. No. 8)– Supporting Document for Sustained Institutional Growth

MSRUAS in line with Annual Strategic Perspective Plan and long-term vision has made sustainable growth from its inception in all spheres of its operations involving Academics, Research, Admissions, Student Graduation, Consultancy, MoUs, Infrastructure, ICT, IQAC and other related perspectives.

The Sustained Institutional Growth is evident through the achievements depicted below with improved quantifying numbers.

Sl. No	Parameters	2018-19	2019-20	2020-21	2021-22	2022-23
1	No. of Faculties	08	08	10	10	13
2	No. of Programs	77+1+4 = 82	73+1+4 = 78	79+1+4 = 84	84+1+4 = 89	122+1+4 = 127
3	No. of Courses	2955 courses offered without repeat count from last five years				
4	No. of Students – Admitted Year wise	1630	1649	2032	2199	2713
	No. of Students – on Roll	3744	4383	5406	5852	6006
5	No. of Students graduated	803	1052	1058	1866	Convocation yet to be conducted
6	No. of Research Projects from Govt. / Non Govt. agencies	13	13	14	13	24
7	Research Grants – Project Funds received in INR	1,31,16,086	98,28,238	1,53,43,706	1,05,48,170	2,21,45,726

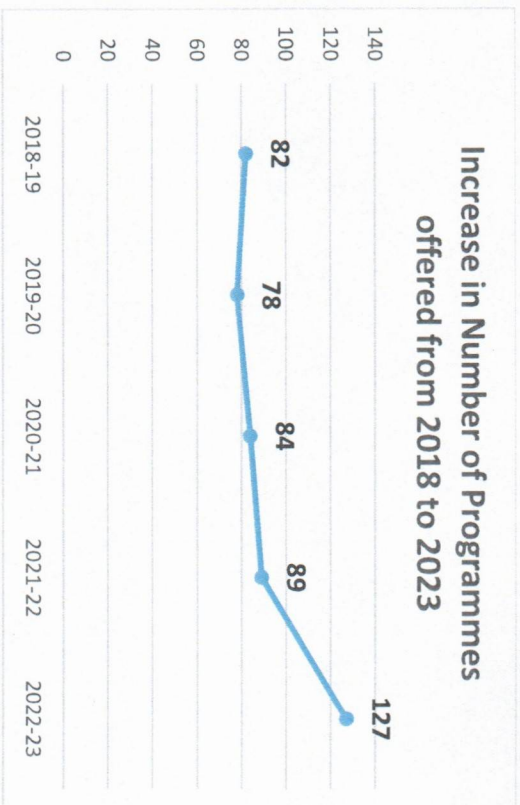
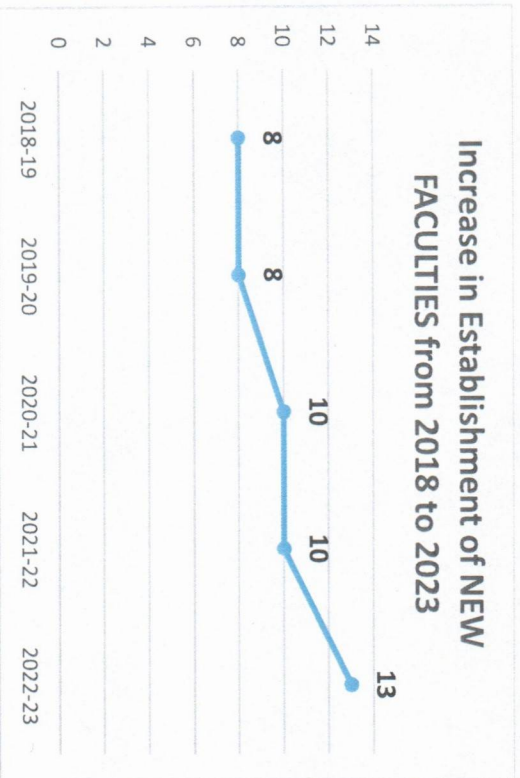
Registrar

8	Research Consultancy – Funds received from Consultancy in INR		74,24,448	70,50,546	75,90,452	83,60,206	68,37,976
9	No. of Patents	Applied	21	27	20	20	25
		Granted	00	00	05	11	22
10	MoUs		02	12	07	12	13
11	No. of Ph. D awarded		00	01	16	07	15
12	Total Publications		381	371	485	546	698
13	No. of Research Publications in Scopus indexed Journals		198	196	344	402	540
14	No. of Research Publications in Web of Science		138	149	158	217	357
15	Average Impact Factor		2.056	4.996	2.598	2.427	2.799
16	H-Index of the institute		16	18	22	36	38
17	International / National Conferences and Seminars conducted		78	77	141	101	178


Registrar
 M.S.Ramaiah University of Applied Sciences
 Bangalore - 560 054

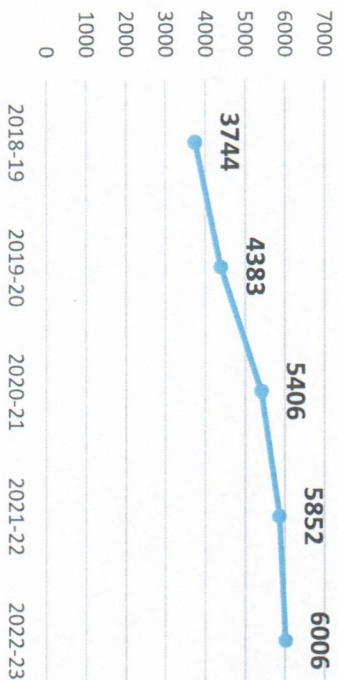
Evidence of Sustained Institutional Growth:

1) Academics

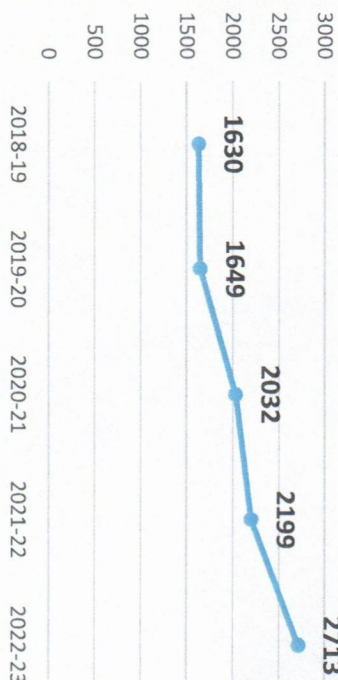



Registrar
M.S.Ramaiah University of Applied Sciences
Bangalore - 560 054

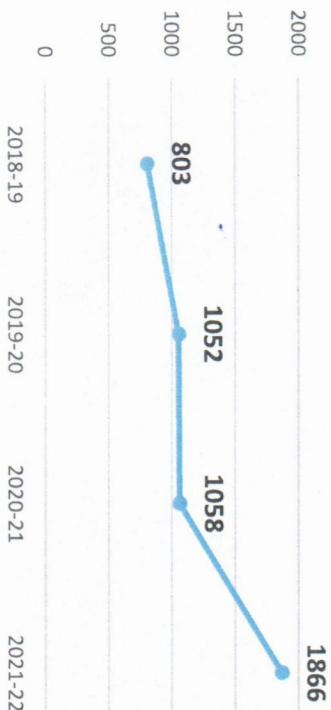
Increase in Students on Rolls from 2018 to 2023



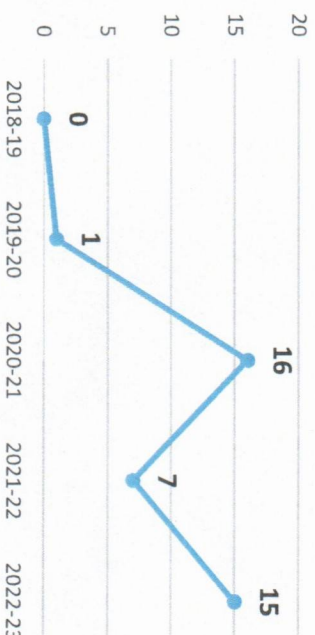
Increase in Admission from 2018 to 2023



Increase in number of graduating students from 2018 to 2022



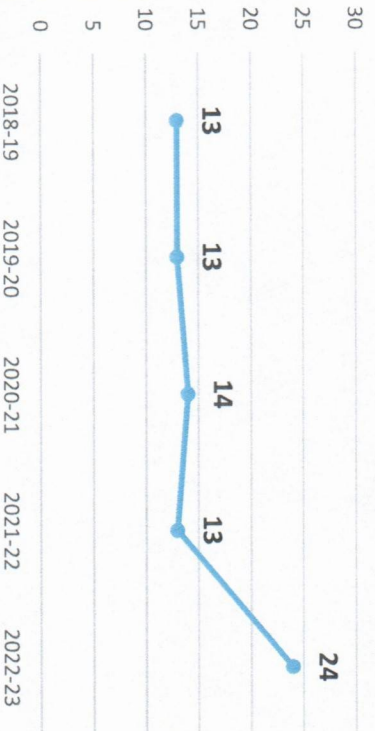
Increase in award of PhDs from 2018 to 2023



[Signature]
Registrar
M.S.Ramaiah University of Applied Sciences
Bangalore - 560 054

2) Research

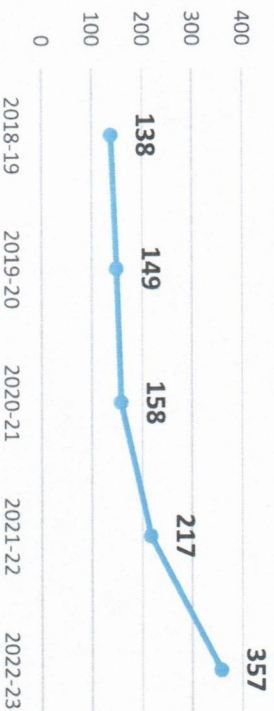
**Increase in No. of Research Projects
from Govt. / Non Govt. agencies from
2018 to 2023**



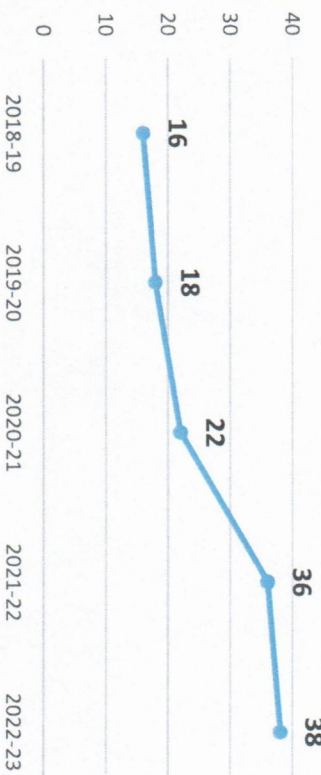
**Increase in No. of Scopus Indexed
publications from 2018 to 2023**



**Increase in No. of Web of Science
Indexed publications from 2018 to 2023**



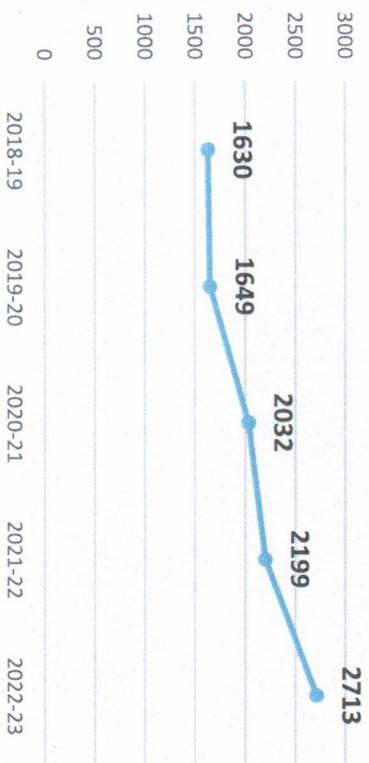
Increase in H-Index from 2018 to 2023



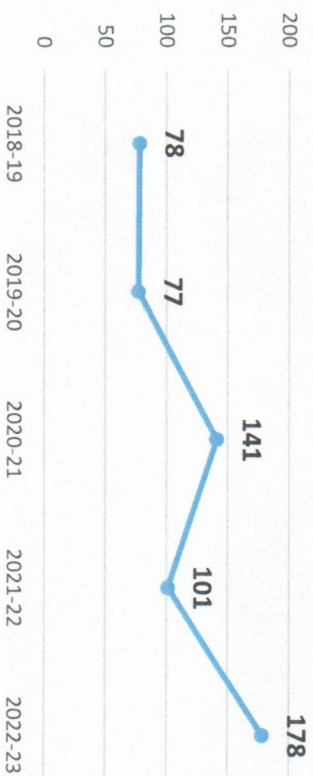
[Signature]
Registrar

M.S.Ramaiah University of Applied Sciences
Bangalore - 560 054

Increase in Average Impact Factor from 2018 to 2023



Increase in International / National Conferences and Seminars conducted from 2018 to 2023



Increase in MoUs from 2018 to 2023



[Signature]
Registrar
M.S.Ramaiah University of Applied Sciences
Bangalore - 560 054