



Internal Quality Assurance Cell (IQAC)

**Summary of IQAC Activities specifying details and actions points(with results)  
(for the period from April 2021 to Sep 2021)**

Sl. No.	Details	Action Points (Results)	Annexures
1	AICTE Extension of Approval applied on 26 <sup>th</sup> April 2021	Received AICTE-Extension of Approval (EoA) on 2 <sup>nd</sup> Jul' 21	1
2	NIRF 2021 Rankings  Consolidated NIRF Analysis Report by IQAC for Dental, Pharmacy, Overall and Engineering Category and presented to Vice Chancellor by respective Dean's on 16 <sup>th</sup> Sep' 21	Secured 15 <sup>th</sup> Rank in Dental Secured 52 <sup>nd</sup> Rank in Pharmacy Consolidated NIRF 2021 Ranking Analysis Report by IQAC	2
3	ARIIA Data submitted in April 2021	Awaiting Results	
4	Applied for QS I GAUGE Advanced E-Lead  E-Lead Renewal  Audit (Review meeting by leadership management was conducted on 30 <sup>th</sup> Aug' 21)	Received Advanced E-Lead Certification Received E-Lead Renewal Certification Audit data verification under progress	3A 3B(scorecard) 3C
5	NBA Hotel Management Review of Self-Assessment-Report by University Leadership Team completed with some observations under completion (meetings were conducted on 25 <sup>th</sup> May' 21)	Pre-Qualifier Stage uploaded SAR ready for upload	
6	NBA Pharmacy Three reviews with University Leadership completed (7 <sup>th</sup> Aug, 25 <sup>th</sup> Aug and 16 <sup>th</sup> Sep' 21) Bi-weekly review on progress scheduled	To be ready with SAR by end of Oct' 21	
7	NBA Engineering & Technology (at least two departments to go for NBA accreditation by the end of the academic year)	Awareness on SAR preparation scheduled on 26 <sup>th</sup> Sep' 21	
8	NAAC SSR Preparedness Meeting by University leadership Team was conducted between(26 <sup>th</sup> Jul to 3 <sup>rd</sup> Aug' 21)	Gaps and Deficiencies for improvements suggested and in-process for all criteria	4
9	<b>IQAC Activities</b> IQAC Committee was amended on 15 <sup>th</sup> April' 21	Approval Letter	5A

Chief, Quality Control (Academics)

Directorate of QEPET

M.S.Ramalah University of Applied Sciences

Bangalore - 560 054

*S. Ramiah*

	IQAC Committee Interim Meeting conducted on 26 <sup>th</sup> April '21	Minutes of Meeting	5B
	IQAC Committee 3 <sup>rd</sup> Meeting conducted on 6 <sup>th</sup> Aug' 21	Minutes of Meeting	5C
	IQAC in collaboration with Research Division and Elsevier conducted workshop on Research roadmap at RUAS on 8 <sup>th</sup> Jun' 21	Report	5D
	IQAC awareness programme on Importance of Accreditations for HEIs was conducted on 18 <sup>th</sup> Sep' 21	Report	5E
10	<b>IQAC Initiatives</b>		
	1. Revised Feedback Mechanism empowering Office of Deans/DSA/HoDs to control the feedback process with corrective actions	Approved in 3 <sup>rd</sup> IQAC Meeting (Agenda Item 3.7.11)	6A
	2. Revision in Mentorship Policy Office of Deans/HoDs with help of Head-Mentors of respective Faculty to effectively implement Mentorship process across University	Approved in 3 <sup>rd</sup> IQAC Meeting (Agenda Item IQAC 3.2.8)	6B
	3. Proposal for Constitution of Planning Monitoring Board (PMB)	Discussed in 3 <sup>rd</sup> IQAC Meeting Agenda Item IQAC 3.9)	

**Signature with Date**

*S. Paul*  
Member Secretary, IQAC 23/9/21

# **ANNEXURE 1**

**All India Council for Technical Education**  
(A Statutory body under Ministry of Education, Govt. of India)  
Nelson Mandela Marg, Vasant Kunj, New Delhi-110070 Website: [www.aicte-india.org](http://www.aicte-india.org)



**APPROVAL PROCESS 2021-22**

**Extension of Approval (EOA)**

F.No. South-West/1-9327143051/2021/EOA

Date: 02-Jul-2021

To,

The Principal Secretary (Hr. & Tech Education)  
Govt. of Karnataka, K. G.S., 6th Floor,  
M.S. Building, R. N. 645, Dr. B. R. Ambedkar Road,  
Bangalore-560001

**Sub: Extension of Approval for the Academic Year 2021-22**

Ref: Application of the Institution for Extension of Approval for the Academic Year 2021-22

Sir/Madam,

In terms of the provisions under the All India Council for Technical Education (Grant of Approvals for Technical Education) (1st Amendment) Regulations, 2021 notified on 24th February 2021 and other notifications as applicable and published from time to time, I am directed to convey the approval to

<b>Permanent Id</b>	1-7161814455	<b>Application Id</b>	1-9327143051
<b>Name of the Institution /University</b>	M. S. RAMAIAH UNIVERSITY OF APPLIED SCIENCES	<b>Name of the Society/Trust</b>	GOKULA EDUCATION FOUNDATION (MEDICAL)
<b>Institution /University Address</b>	UNIVERSITY HOUSE, GNANAGANGOTHRI CAMPUS, NEW BEL ROAD, MSR ROAD, BANGALORE - 560054, BANGALORE, BANGALORE URBAN, Karnataka, 560054	<b>Society/Trust Address</b>	,BANGALORE,BANGALORE URBAN,Karnataka,560054
<b>Institution /University Type</b>	State Private University	<b>Region</b>	South-West

**To conduct following Programs / Courses with the Intake indicated below for the Academic Year 2021-22**

Program	Level	Course	Affiliating Body (University /Body)	Intake Approved for 2020-21	Intake Approved for 2021-22	NRI Approval Status	FN / Gulf quota/ OCI/ Approval Status
ENGINEERING AND TECHNOLOGY	UNDER GRADUATE	AEROSPACE ENGINEERING	NOT APPLICABLE	60	60	NA	NA
ENGINEERING AND TECHNOLOGY	UNDER GRADUATE	AUTOMOTIVE ENGINEERING	NOT APPLICABLE	60	60	NA	NA
ENGINEERING AND TECHNOLOGY	UNDER GRADUATE	CIVIL ENGINEERING	NOT APPLICABLE	60	60	NA	NA

Application No:1-9327143051

Note: This is a Computer generated Report. No signature is required.  
Printed By : aic13430

ALL INDIA COUNCIL FOR TECHNICAL EDUCATION

Chief, Quality Control (Academics)  
Directorate of QEPET  
M.S. Ramiah University of Applied Sciences  
Bangalore - 560054  
Page 1 of 5  
Printed On: 17-August-2021

*S. P. Kumar*

ENGINEERING AND TECHNOLOGY	UNDER GRADUATE	COMPUTER SCIENCE AND ENGINEERING	NOT APPLICABLE	180	180	NA	NA
ENGINEERING AND TECHNOLOGY	UNDER GRADUATE	ELECTRICAL AND ELECTRONICS ENGINEERING	NOT APPLICABLE	60	60	NA	NA
ENGINEERING AND TECHNOLOGY	UNDER GRADUATE	ELECTRONICS AND COMMUNICATION ENGINEERING	NOT APPLICABLE	120	120	NA	NA
ENGINEERING AND TECHNOLOGY	UNDER GRADUATE	MECHANICAL ENGINEERING	NOT APPLICABLE	120	60	NA	NA
HOTEL MANAGEMENT AND CATERING	UNDER GRADUATE	BACHELOR OF HOTEL MANAGEMENT	NOT APPLICABLE	120	120	NA	NA
PHARMACY	POST GRADUATE	PHARM.D.	NOT APPLICABLE	30	30	NA	NA
ENGINEERING AND TECHNOLOGY	POST GRADUATE	AUTOMOTIVE ENGINEERING	NOT APPLICABLE	18	12	NA	NA
ENGINEERING AND TECHNOLOGY	POST GRADUATE	AEROSPACE ENGINEERING	NOT APPLICABLE	18	18	NA	NA
ENGINEERING AND TECHNOLOGY	POST GRADUATE	CONSTRUCTION ENGINEERING AND MANAGEMENT	NOT APPLICABLE	24	24	NA	NA
ENGINEERING AND TECHNOLOGY	POST GRADUATE	ENVIRONMENTAL ENGINEERING AND MANAGEMENT	NOT APPLICABLE	18	18	NA	NA
ENGINEERING AND TECHNOLOGY	POST GRADUATE	TRANSPORTATION ENGINEERING	NOT APPLICABLE	18	18	NA	NA
ENGINEERING AND TECHNOLOGY	POST GRADUATE	POWER ELECTRONICS AND DRIVES	NOT APPLICABLE	18	12	NA	NA

Chief, Quality Control (Academics)

Directorate of QEPET

M.S.Ramaiah University of Applied Sciences  
Bangalore - 560 054

S. P. S.

Application No:1-9327143051

ALL INDIA COUNCIL FOR TECHNICAL EDUCATION

Page 2 of 5

Note: This is a Computer generated Report. No signature is required.

Printed By : aict13430

Letter Printed On: 17 August 2021

ENGINEERING AND TECHNOLOGY	POST GRADUATE	MANUFACTURING TECHNOLOGIES AND ENGINEERING MANAGEMENT	NOT APPLICABLE	18	18	NA	NA
ENGINEERING AND TECHNOLOGY	POST GRADUATE	ROBOTIC ENGINEERING	NOT APPLICABLE	18	12	NA	NA
PHARMACY	POST GRADUATE	PHARMACY	NOT APPLICABLE	69	69	NA	NA
PHARMACY	UNDER GRADUATE	PHARMACY	NOT APPLICABLE	100	100	NA	NA
ENGINEERING AND TECHNOLOGY	POST GRADUATE	ARTIFICIAL INTELLIGENCE AND MACHINE LEARNING	NOT APPLICABLE	24	24	NA	NA
ENGINEERING AND TECHNOLOGY	POST GRADUATE	DATA SCIENCE AND ENGINEERING	NOT APPLICABLE	18	18	NA	NA
ENGINEERING AND TECHNOLOGY	POST GRADUATE	ADVANCED MACHINERY DESIGN	NOT APPLICABLE	18	12	NA	NA
ENGINEERING AND TECHNOLOGY	POST GRADUATE	STRUCTURAL ENGINEERING	NOT APPLICABLE	24	24	NA	NA
ENGINEERING AND TECHNOLOGY	POST GRADUATE	VLSI AND NANOTECHNOLOGY	NOT APPLICABLE	18	18	NA	NA
ENGINEERING AND TECHNOLOGY	UNDER GRADUATE	ARTIFICIAL INTELLIGENCE AND MACHINE LEARNING	Not Applicable	60	60	NA	NA
ENGINEERING AND TECHNOLOGY	UNDER GRADUATE	INFORMATION SCIENCE AND ENGINEERING	Not Applicable	60	60	NA	NA
ENGINEERING AND TECHNOLOGY	UNDER GRADUATE	MATHEMATICS AND COMPUTING	Not Applicable	60	60	NA	NA

ENGINEERING AND TECHNOLOGY	UNDER GRADUATE	ROBOTICS	Not Applicable	60	60	NA	NA
MANAGEMENT	POST GRADUATE	MBA	Not Applicable	240	240	NA	NA

**It is mandatory to comply with all the essential requirements as given in APH 2021-22 (Appendix 6)**

### **Important Instructions**

1. The State Government/ UT/ Directorate of Technical Education/ Directorate of Medical Education shall ensure that 10% of reservation for Economically Weaker Section (EWS) as per the reservation policy for admission, operational from the Academic year 2019-20 is implemented without affecting the reservation percentages of SC/ ST/ OBC/ General. However, this would not be applicable in the case of Minority Institutions referred to the Clause (1) of Article 30 of Constitution of India. Such Institution shall be permitted to increase in annual permitted strength over a maximum period of two years.
2. The Institution offering courses earlier in the Regular Shift, First Shift, Second Shift/Part Time now amalgamated as total intake shall have to fulfil all facilities such as Infrastructure, Faculty and other requirements as per the norms specified in the Approval Process Handbook 2021-22 for the Total Approved Intake. Further, the Institutions Deemed to be Universities/ Institutions having Accreditation/ Autonomy status shall have to maintain the Faculty: Student ratio as specified in the Approval Process Handbook.
3. Strict compliance of Anti-Ragging Regulation, Establishment of Committee for SC/ ST, Establishment of Internal Complaint Committee (ICC), Establishment of Online Grievance Redressal Mechanism, Barrier Free Built Environment for disabled and elderly persons, Fire and Safety Certificate should be maintained as per the provisions made in Approval Process Handbook and AICTE Regulation notified from time to time.
4. In case of any differences in content in this Computer generated Extension of Approval Letter, the content/information as approved by the Executive Council / General Council as available on the record of AICTE shall be final and binding.

**Prof.Rajive Kumar**  
**Member Secretary, AICTE**

Copy \*\* to:

1. **The Director of Technical Education\*\*, Karnataka**
2. **The Registrar\*\*,  
Not Applicable**
3. **The Principal / Director,  
M. S. RAMAIAH UNIVERSITY OF APPLIED SCIENCES  
University House, Gnanagangothri Campus, New Bel Road, Msr Road, Bangalore - 560054,  
Bangalore,Bangalore Urban,  
Karnataka,560054**
4. **The Secretary / Chairman,  
  
BANGALORE,BANGALORE URBAN**

Karnataka,560054

- 5. The Regional Officer,**  
All India Council for Technical Education  
Health Centre Building  
Bangalore University Campus  
Bangalore - 560 009, Karnataka

**6. Guard File(AICTE)**

Note: Validity of the Course details may be verified at <http://www.aicte-india.org/>

**\*\*** Individual Approval letter copy will not be communicated through Post/Email. However, consolidated list of Approved Institutions(bulk) will be shared through official Email Address to the concerned Authorities mentioned above.

*This is a computer generated Statement. No signature Required*



# ANNEXURE 2

Chief, Quality Control (Academics)  
Directorate of QEPET  
M.S.Ramaiah University of Applied Sciences  
Bangalore - 560 054  


## **CONSOLIDATED ANALYSIS REPORT: NIRF 2021 RANKING**

### **Table of Contents**

<b>Sl. No.</b>	<b>Details</b>	<b>Page No</b>
1	NIRF 2021 Ranking: DENTAL Analysis Report	2 to 4
2	NIRF 2021 Ranking: PHARMACY Analysis Report	5 to 7
3	NIRF 2021 Ranking: OVERALL Analysis Report	8 to 11
4	NIRF 2021 Ranking: ENGINEERING Analysis Report	12 to 16
5	Comparison between 2020 and 2021 Rankings	17 to 20

**DENTAL: Ranking Analysis Report of Scores obtained by MSRUAS in Comparison with institutes from Karnataka in the Rank Band of 1 to 100**

Parameter	TLR				RP			GO			OI				PR	
Sub-Parameters	SS	FSR	FQE	FRU	PU	QP	FPPP	GPH	GPG	GUE	RD	WD	ESCS	PCS	PR	
Total	15	30	20	35	40	40	20	35	35	30	30	30	20	20	100	Rank
Manipal College of Dental Sciences	14.63	30	17.16	16.23	40	36.51	9.8	21.35	25.67	30	26.77	30	0.38	20	88.85	1
A.B.Shetty Memorial Institute of Dental Sciences	15	30	16.94	16.01	15.35	19.13	10.22	24.03	31.67	30	22.5	30	0.25	20	97.48	6
Manipal College of Dental Sciences, Mangalore	12.89	30	16.4	15.33	28.69	23.7	8.34	23.92	27.47	30	24.18	30	0.19	20	60.1	7
SDM College of Dental Sciences & Hospital	14.06	30	17.49	9.81	15.25	11.69	7	31.15	32.15	30	13.16	30	0	20	71.22	9
JSS Dental College and Hospital	13.98	30	15.89	13.25	11.4	11.9	8.35	22.28	28.82	30	20.38	30	1.17	20	73.59	12
<b>M.S. Ramaiah University of Applied Sciences</b>	<b>12.92</b>	<b>30</b>	<b>17.36</b>	<b>13.94</b>	<b>12.83</b>	<b>13.13</b>	<b>8.24</b>	<b>27.81</b>	<b>31.79</b>	<b>30</b>	<b>10.98</b>	<b>30</b>	<b>0.35</b>	<b>20</b>	<b>44.91</b>	<b>15</b>
Bapuji Dental College & Hospital	12.14	30	18.43	10.12	8.7	15.03	7.48	23.45	28	27.07	11.42	30	0.46	20	66.03	18
Yenepoya Dental College	13.28	30	19.18	15.39	9.16	7.53	7.71	22.17	27.84	26.83	21.22	30	0	16	49.26	21
College of Dental Sciences	12.73	30	18.15	9.53	3.8	8.5	7.82	23.92	27.8	30	7.57	30	2	20	28.23	28
Coorg Institute of Dental Sciences	11.88	30	16.11	10.71	3.99	6.37	6.87	13.13	32.79	30	18.07	30	1.89	8	49.26	31
KLE Vishwanath Katti Institute of Dental Sciences	12.92	30	18.32	10.23	3.06	3.03	6.77	17.03	28.88	30	21.16	30	0.08	20	40.05	33
Raja Rajeswari Dental College & Hospital	13.39	30	16.54	7.1	4.53	8	8.09	32.43	29.9	30	12.92	30	2.5	20	0	37

**Comparison Summary with No. 1 ranked institute indicating parameters requiring improvements (Actions)-highlighted in yellow:**

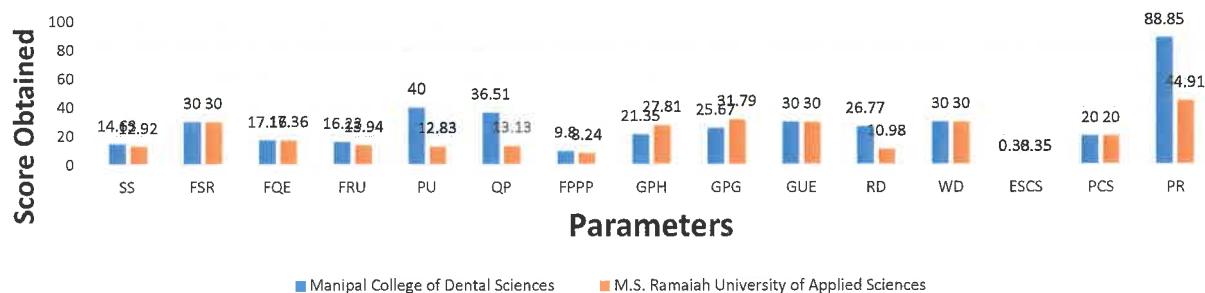
**PU:** Combined Metrics for Publications

**QP:** Combined Metric for Quality of Publications

**RD:** Percentage Students from other States/Countries (Regional Diversity)

**PR:** Perception

Parameter	TLR				RP			GO			OI				PR	
Sub-Parameters	SS	FSR	FQE	FRU	PU	QP	FPPP	GPH	GPG	GUE	RD	WD	ESCS	PCS	PR	
<b>Total</b>	<b>15</b>	<b>30</b>	<b>20</b>	<b>35</b>	<b>40</b>	<b>40</b>	<b>20</b>	<b>35</b>	<b>35</b>	<b>30</b>	<b>30</b>	<b>30</b>	<b>20</b>	<b>20</b>	<b>100</b>	<b>Rank</b>
Manipal College of Dental Sciences	14.63	30	17.16	16.23	40	36.51	9.8	21.35	25.67	30	26.77	30	0.38	20	88.85	1
M.S. Ramaiah University of Applied Sciences	12.92	30	17.36	13.94	12.83	13.13	8.24	27.81	31.79	30	10.98	30	0.35	20	44.91	15

**NIRF 2021 Dental Ranking Parameter-wise Comparison between No. 1 ranked and MSRUAS**


### Parameters of Assessment: Dental

Sr.No.	Parameters	Marks
1.	<b>Teaching, Learning &amp; Resources (TLR)</b> Ranking weight: 0.30	100
	A. Student Strength including Doctoral Students (SS): 15 marks B. Faculty-student ratio with emphasis on permanent faculty (FSR): 30 marks C. Combined metric for Faculty with PhD (or equivalent) and Experience (FQE): 20 marks D. Financial Resources and their Utilization (FRU): 35 marks	
2.	<b>Research and Professional Practice (RP)</b> Ranking weight: 0.30	100
	A. Combined metric for Publications (PU): 40 marks B. Combined metric for Quality of Publications (QP): 40 marks C. Footprint of Projects and Professional Practice (FPPP): 20 marks	
3.	<b>Graduation Outcomes (GO)</b> Ranking weight: 0.20	100
	A. Combined metric for Placement and Higher Studies (GPH): 35 marks B. Metric for University Examinations (GUE): 30 marks C. Metric for Number of PG Students Graduated (GPG): 35 marks	
4.	<b>Outreach and Inclusivity (OI)</b> Ranking weight: 0.10	100
	A. Percentage Students from other States/Countries (Region Diversity RD): 30 marks B. Percentage of Women (Women Diversity WD): 30 marks C. Economically and Socially Challenged Students (ESCS): 20 marks D. Facilities for Physically Challenged Students (PCS): 20 marks	
5.	<b>Perception (PR)</b> Ranking weight: 0.10	100
	A. Peer Perception: Employers & Academic Peer (PR): 100 marks	

**PHARMACY: Ranking Analysis Report of Scores obtained by MSRUAS in Comparison with institutes from Karnataka in the Rank Band of 1 to 100**

Parameter	TLR				RP				GO				OI				PR	Rank
Sub-Parameters	SS	FSR	FQE	FRU	PU	QP	IPR	FPPP	GPH	GUE	MS	GPHD	RD	WD	ESCS	PCS	PR	
Total	20	30	20	30	35	45	15	10	40	15	25	20	30	30	20	20	100	
Manipal College of Pharmaceutical Sciences, Manipal	18.76	28.13	16.24	12.61	21.79	22.42	3	2.99	31.55	14.63	17.84	10.51	15.61	30	2.28	20	81.71	8
JSS College of Pharmacy	18.53	30	16.88	13.53	12.73	14.01	1	2.56	37.85	15	22.62	14.23	14.64	30	2.21	20	77.86	9
KLE College of Pharmacy, Belgaum	16.47	30	13.45	8.38	3.06	6.44	1	0.86	32.21	14.21	14.72	8.46	9.13	30	1.18	20	24.08	40
Nitte Gulabi Shetty Memorial Institute of Pharmaceutical Sciences	16.4	27.6	15.05	9.25	8.78	7.45	0	0.51	36.96	15	10.86	4.22	10.45	30	0.14	18	6.06	45
<b>M.S. Ramaiah University of Applied Sciences</b>	<b>13.04</b>	<b>27.01</b>	<b>15.34</b>	<b>9.75</b>	<b>5.52</b>	<b>9.31</b>	<b>1</b>	<b>0.21</b>	<b>24.22</b>	<b>9.92</b>	<b>16.11</b>	<b>0</b>	<b>10.22</b>	<b>28.5</b>	<b>0.91</b>	<b>20</b>	<b>27.58</b>	<b>52</b>
Acharya & B M Reddy College of Pharmacy	12.85	29.07	14.71	6.87	1.11	2.84	0.5	2.44	31.78	10.75	18.42	6.18	14.41	23.8	2.9	14	16.03	60
Sri Adichunchanagiri College of Pharmacy	14.72	30	13.82	6.23	0.29	0.08	0.5	0.15	26.88	13.08	17.57	1.66	8.14	28.9	1.62	20	11.34	75

**Comparison Summary with No. 1 ranked institute indicating parameters requiring improvements (Actions)-highlighted in yellow:**

PU: Combined Metrics for Publications

QP: Combined Metric for Quality of Publications

FPPP: Percentage Students from other States/Countries (Regional Diversity)

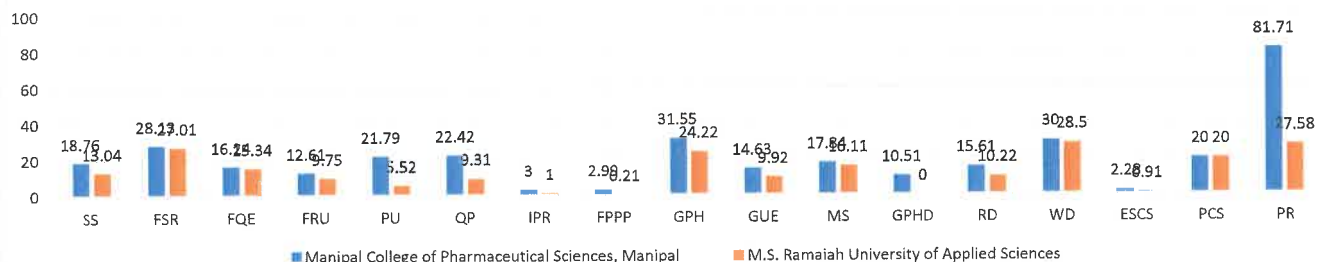
GPHD: Metric for No. of Ph.D. students graduated

RD: Percentage Students from other States/Country (Regional Diversity)

ESCS: Economically and Socially Challenged Students

PR: Perception

Parameter	TLR				RP				GO				OI				PR	
Sub-Parameters	SS	FSR	FQE	FRU	PU	QP	IPR	FPPP	GPH	GUE	MS	GPHD	RD	WD	ESCS	PCS	PR	
<b>Total</b>	<b>20</b>	<b>30</b>	<b>20</b>	<b>30</b>	<b>35</b>	<b>45</b>	<b>15</b>	<b>10</b>	<b>40</b>	<b>15</b>	<b>25</b>	<b>20</b>	<b>30</b>	<b>30</b>	<b>20</b>	<b>20</b>	<b>100</b>	<b>Rank</b>
Manipal College of Pharmaceutical Sciences, Manipal	18.76	28.13	16.24	12.61	21.79	22.42	3	2.99	31.55	14.63	17.84	10.51	15.61	30	2.28	20	81.71	8
M.S. Ramaiah University of Applied Sciences	13.04	27.01	15.34	9.75	5.52	9.31	1	0.21	24.22	9.92	16.11	0	10.22	28.5	0.91	20	27.58	52

**NIRF 2021 Pharmacy Ranking Parameter-wise Comparison between No. 1 ranked and MSRUAS**


### Parameters of Assessment: Pharmacy

Sr.No.	Parameters	Marks
1.	<b>Teaching, Learning &amp; Resources (TLR)</b> <b>Ranking weight: 0.30</b>	100
	A. Student Strength including Doctoral Students(SS): 20 marks B. Faculty-student ratio with emphasis on permanent faculty (FSR): 30 marks C. Combined metric for Faculty with PhD (or equivalent) and Experience (FQE): 20 marks D. Financial Resources and their Utilization (FRU): 30 marks	
2.	<b>Research and Professional Practice (RP)</b> <b>Ranking weight: 0.30</b>	100
	A. Combined metric for Publications (PU): 35 marks B. Combined metric for Quality of Publications (QP): 40 marks C. IPR and Patents: Published and Granted (IPR): 15 marks D. Footprint of Projects and Professional Practice (FPPP): 10 marks	
3.	<b>Graduation Outcomes (GO)</b> <b>Ranking weight: 0.20</b>	100
	A. Combined metric for Placement and Higher Studies (GPH): 40 marks B. Metric for University Examinations(GUE): 15 marks C. Median Salary(GMS): 25 marks D. Metric for Number of Ph.D. Students Graduated (GPHD): 20 marks	
4.	<b>Outreach and Inclusivity (OI)</b> <b>Ranking weight: 0.10</b>	100
	A. Percentage of Students from other States/Countries (Region Diversity RD): 30 marks B. Percentage of Women (Women Diversity WD): 30 marks C. Economically and Socially Challenged Students (ESCS): 20 marks D. Facilities for Physically Challenged Students (PCS): 20 marks	
5.	<b>Perception (PR)</b> <b>Ranking weight: 0.10</b>	100
	A. Peer Perception: Employers & Academic Peer (PR): 100 marks	



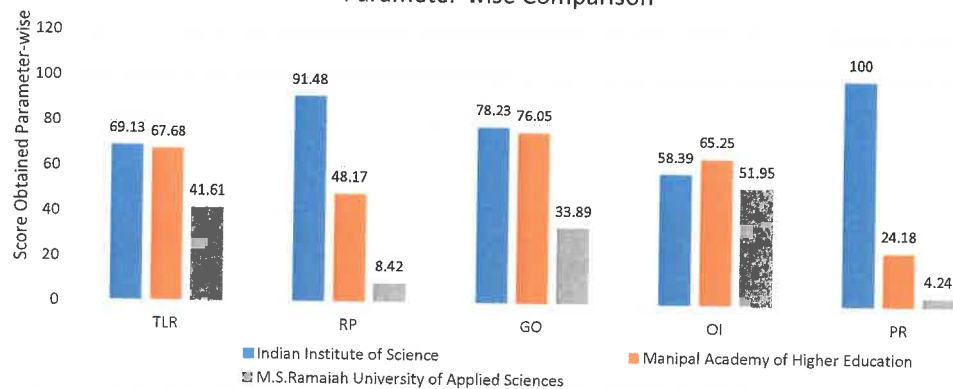
**OVERALL: Ranking Analysis Report of Scores obtained by MSRUAS in Comparison with institutes from Karnataka in the Rank Band of 1 to 100**

Parameter	TLR						RP					GO			OI					PR	
Sub-Parameters	SS	FSR	FQE	FRU	Sub-Total	PU	QP	IPR	FPPP	Sub-Total	GUE	GPHD	Sub-Total	RD	WD	ESCS	PCS	Sub-Total			
Total	20	30	20	30	100	35	35	15	15	100	60	40	100	30	30	20	20	100	100	Rank	
Indian Institute of Science	10.46	25	18.34	15.33	69.13	35	35	13	8.48	91.48	50.6	27.63	78.23	21.91	9.21	7.27	20	58.39	100	2	
Manipal Academy of Higher Education	17.75	25	16.79	8.14	67.68	18.3	19.29	3	7.58	48.17	56.19	19.86	76.05	17.21	27	1.03	20	65.25	24.18	15	
National Institute of Technology Karnataka	13.5	18.93	14.14	7.24	53.81	19.9	18.26	1	2.58	41.74	60	13.32	73.32	18.11	17.9	9.58	20	65.58	30.01	32	
Mysore University	16	22.93	16.7	5.14	60.77	7.09	8.9	2	0.8	18.79	60	30.54	90.54	1.69	30	2.56	20	54.25	6.85	34	
JSS Academy of Higher Education and Research	13	25	17.74	7.3	63.04	4.48	10.63	2	2.28	19.39	60	6.7	66.7	17.16	30	2.88	20	70.04	18.85	56	
M.S. Ramaiah University of Applied Sciences					41.61					8.42			33.89					51.95	4.24		

### Analysis in Comparison with top rated in Overall Category

Parameter	TLR	RP	GO	OI	PR	Rank
<b>Total</b>	<b>100</b>	<b>100</b>	<b>100</b>	<b>100</b>	<b>100</b>	
Indian Institute of Science	69.13	91.48	78.23	58.39	100	2
Manipal Academy of Higher Education	67.68	48.17	76.05	65.25	24.18	15
National Institute of Technology Karnataka	53.81	41.74	73.32	65.58	30.01	32
Mysore University	60.77	18.79	90.54	54.25	6.85	34
JSS Academy of Higher Education and Research	63.04	19.39	66.7	70.04	18.85	56
M.S. Ramaiah University of Applied Sciences	41.61	8.42	33.89	51.95	4.24	

### NIRF 2021 Overall Ranking Parameter-wise Comparison



### Karnataka: India Rankings 2021: Overall

#### Overall - Karnataka (Rank-Band 1-100)

Institute	City/District	Rank
Indian Institute of Science	Bengaluru	2
Manipal Academy of Higher Education	Manipal	15
National Institute of Technology Karnataka	Surathkal	32
Mysore University	Mysuru	34
JSS Academy of Higher Education and Research	Mysuru	56

#### Overall - Karnataka (Rank-Band 101-150)

Bangalore University	Bangalore
Christ University	Bengaluru
KLE Academy of Higher Education and Research	Belagavi
Kuvempu University	Shimoga
M. S. Ramaiah Institute of Technology	Bengaluru
NITTE	Mangaluru
Visvesvaraya Technological University	Belgaum
Yenepoya University	Mangaluru

#### Overall - Karnataka (Rank-Band 151-200)

BLDE	Bijapur
Jain university, Bangalore	Bengaluru
NMAM Institute of Technology	Nitte, Udupi
PES University	Bengaluru

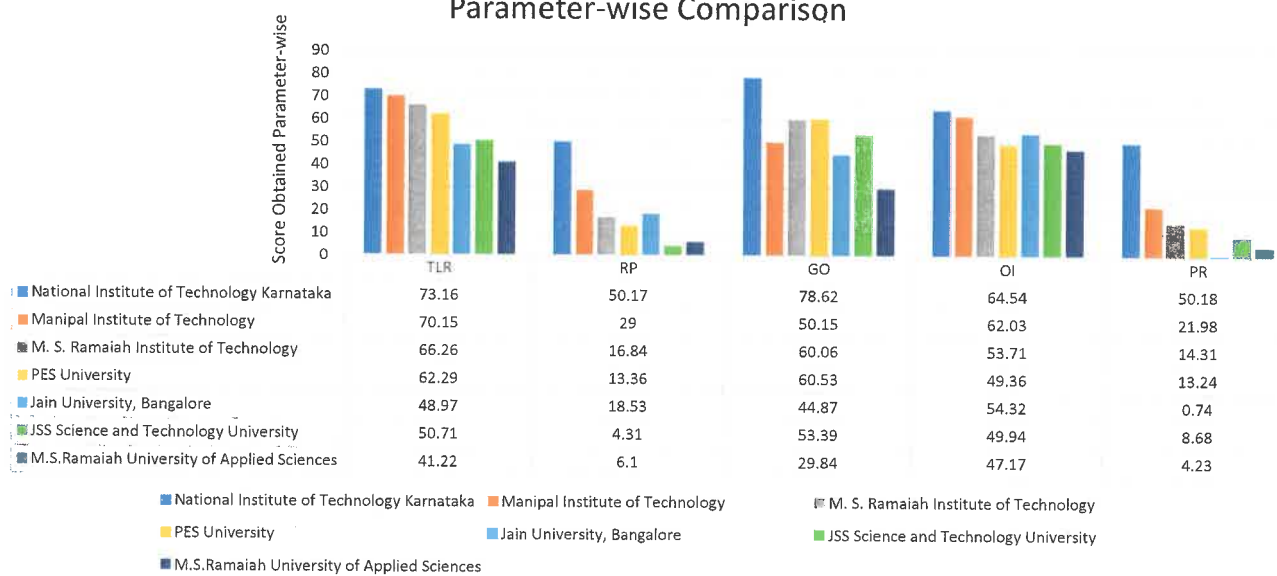
### Parameters for Assessment

S.No.	Parameters	Marks
1.	<b>Teaching, Learning &amp; Resources (TLR)</b> Ranking weight: 0.30	100
	A. Student Strength including Doctoral Students(SS): 20 marks B. Faculty-student ratio with emphasis on permanent faculty (FSR): 25 marks C. Combined metric for Faculty with PhD (or equivalent) and Experience (FQE): 20 marks D. Financial Resources and their Utilisation (FRU): 20 marks E. Online Education: Online Completion of Syllabus & Exams and Swayam (OE): 15 marks	
2.	<b>Research and Professional Practice (RP)</b> Ranking weight: 0.30	100
	A. Combined metric for Publications (PU): 35 marks B. Combined metric for Quality of Publications (QP): 35 marks C. IPR and Patents: Published and Granted (IPR): 15 marks D. Footprint of Projects and Professional Practice (FPPP): 15 marks	
3.	<b>Graduation Outcomes (GO)</b> Ranking weight: 0.20	100
	A. Metric for University Examinations(GUE): 60 marks B. Metric for Number of Ph.D. Students Graduated (GPHD): 40 marks	
4.	<b>Outreach and Inclusivity (OI)</b> Ranking weight: 0.10	100
	A. Percentage of Students from Other States/Countries (Region Diversity RD): 30 marks B. Percentage of Women (Women Diversity WD): 30 marks C. Economically and Socially Challenged Students (ESCS): 20 marks D. Facilities for Physically Challenged Students (PCS): 20 marks	
5.	<b>Perception (PR)*</b> Ranking weight: 0.10	100
	A. Peer Perception: Academic Peers and Employers (PR): 100 marks	

**ENGINEERING: Ranking Analysis Report of Scores obtained by MSRUAS in Comparison with institutes from Karnataka  
in the Rank Band of 1 to 200**

Parameter	TLR	RP	GO	OI	PR	
Total	100	100	100	100	100	Rank
National Institute of Technology Karnataka	73.16	50.17	78.62	64.54	50.18	10
Manipal Institute of Technology	70.15	29	50.15	62.03	21.98	51
M. S. Ramaiah Institute of Technology	66.26	16.84	60.06	53.71	14.31	65
PES University	62.29	13.36	60.53	49.36	13.24	83
Jain University, Bangalore	48.97	18.53	44.87	54.32	0.74	157
JSS Science and Technology University	50.71	4.31	53.39	49.94	8.68	188
M.S. Ramaiah University of Applied Sciences	41.22	6.1	29.84	47.17	4.23	

### NIRF 2021 Engineering Ranking Parameter-wise Comparison



### Parameter-wise detailed scores of Universities/Institutes in Rank Band 1 to 200 in Karnataka Region

Parameter	TLR				RP				GO				OI				PR	Rank
Sub-Parameters	SS	FSR	FQE	FRU	PU	QP	IPR	FPPP	GPH	GUE	MS	GPHD	RD	WD	ESCS	PCS		
Total	20	30	20	30	35	40	15	10	40	15	25	20	30	30	20	20	100	
National Institute of Technology Karnataka	16	24.29	14.89	17.98	23.44	22.97	1	2.76	35.31	15	16.64	11.67	16.76	18.2	9.58	20	50.18	10
Manipal Institute of Technology	15.5	29.87	14.82	9.96	13.26	13.92	1.5	0.32	18.25	15	14.1	2.8	19.16	21.43	1.44	20	21.98	51
Visvesvaraya Technological University	6.94	30	12.8	20.53	16.75	13.41	0	0.87	25.21	13.93	8.54	0.16	1.73	28.2	0	20	6.83	57
M. S. Ramaiah Institute of Technology	12.33	29.77	14.82	9.34	7.07	8.31	1	0.46	31.09	15	12.35	1.62	8.34	23.55	1.82	20	14.31	65
International Institute of Information Technology Bangalore	5.97	23.15	14.08	15.7	6.15	3.58	0.5	0.65	24.44	15	23.8	0.4	21.32	19.61	0	20	18.8	76
R.V. College of Engineering	14	26.98	14.13	8.76	8.32	5.63	0	0.5	25.68	14.78	16.14	0.4	6.57	23.18	0.56	20	15.86	77
PES University	13.96	25.74	11.79	10.8	6.38	5.08	1.5	0.4	31.06	15	14.31	0.16	4.51	23.43	1.42	20	13.24	83
B.M.S. College of Engineering	13.7	23.1	12.48	10.34	4.67	5.92	2	0.64	23.18	14.71	15.22	0.99	6.72	23.57	1.65	20	15.35	98
Siddaganga Institute of Technology	9.84	27.92	13.72	7.91	5.74	7.3	2	0.39	29.1	12.57	11.95	0.62	4.09	24.87	0.6	20	5.55	101

NMAM Institute of Technology	12	26.31	12.57	8.24	4.26	4.72	0	0.16	24.13	15	11.35	0.32	2.37	25.34	1.01	20	4.23	138
P E S College of Engineering	8.79	29.54	13.01	9.35	0.41	0.47	0	0.16	30.68	15	10.72	0.16	5.47	29.7	5.43	20	0	139
New Horizon College of Engineering	13.5	19.51	11.1	7.64	0.25	0.75	4	0.91	34.27	15	14.5	0.7	9.06	22.49	1.69	20	3.56	141
BMS Institute of Technology & Management	10.5	20.36	10.16	8.97	1.32	3.51	0	0.05	33.84	15	10.46	0	7.97	24.6	2.02	20	13.24	152
Jain University, Bangalore	12.45	20.16	9.63	6.73	5.83	9.94	2	0.76	14.83	12.31	11.17	6.56	14.68	18.67	0.97	20	0.74	157
Nitte Meenakshi Institute of Technology	11.39	26.12	12.07	7.85	1.78	2.87	0	0.22	23.74	14.68	10.54	1.34	7.04	22.53	2.16	20	2.17	168
KLE Technological University	13.5	23	10.61	7.52	2.73	3.79	0	0.22	23.75	15	11.67	0	1.91	25.39	0.7	20	2.87	180
JSS Science and Technology University	11.52	20.49	10.67	8.03	1.81	2.34	0	0.16	25.3	14.53	11.88	1.68	1.1	25.39	3.45	20	8.68	188
C M R Institute of Technology	9.98	25.34	11.86	8.39	1.13	1.82	1	0.19	22.5	12.65	10.91	0	6.25	24.52	1.45	20	2.17	193
The National Institute of Engineering	10.5	24.04	11.15	8.1	0.86	1.18	0	0.29	24.2	15	11.75	0.08	2.86	24.13	3.5	20	4.23	196

M. S. Ramaiah University of Applied Sciences	41.22	6.1	29.84	47.17	4.23
----------------------------------------------	-------	-----	-------	-------	------



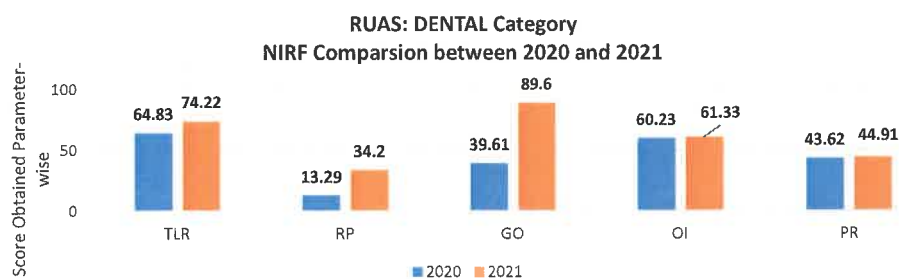
### Parameters for Assessment

S.No.	Parameters	Marks
1.	<b>Teaching, Learning &amp; Resources (TLR)</b> Ranking weight: 0.30	100
	<ul style="list-style-type: none"> <li>A. Student Strength including Doctoral Students(SS): 20 marks</li> <li>B. Faculty-student ratio with emphasis on permanent faculty (FSR): 30 marks</li> <li>C. Combined metric for Faculty with PhD (or equivalent) and Experience (FQE): 20 marks</li> <li>D. Financial Resources and their Utilisation (FRU): 30 marks</li> </ul>	
2.	<b>Research and Professional Practice (RP)</b> Ranking weight: 0.30	100
	<ul style="list-style-type: none"> <li>A. Combined metric for Publications (PU): 35 marks</li> <li>B. Combined metric for Quality of Publications (QP): 40 marks</li> <li>C. IPR and Patents: Published and Granted (IPR): 15 marks</li> <li>D. Footprint of Projects and Professional Practice (FPPP): 10 marks</li> </ul>	
3.	<b>Graduation Outcomes (GO)</b> Ranking weight: 0.20	100
	<ul style="list-style-type: none"> <li>A. Combined metric for Placement and Higher Studies (GPH): 40 marks</li> <li>B. Metric for University Examinations (GUE): 15 marks</li> <li>C. Median Salary (GMS): 25 marks</li> <li>D. Metric for Number of Ph.D. Students Graduated (GPHD): 20 marks</li> </ul>	
4.	<b>Outreach and Inclusivity (OI)</b> Ranking weight: 0.10	100
	<ul style="list-style-type: none"> <li>A. Percentage of Students from other States/Countries (Region Diversity RD): 30 marks</li> <li>B. Percentage of Women (Women Diversity WD): 30 marks</li> <li>C. Economically and Socially Challenged Students (ESCS): 20 marks</li> <li>D. Facilities for Physically Challenged Students (PCS): 20 marks</li> </ul>	
5.	<b>Perception (PR)</b> Ranking weight: 0.10	100
	<ul style="list-style-type: none"> <li>A. Peer Perception: Employers &amp; Academic Peer (PR): 100 marks</li> </ul>	

**RUAS: NIRF Comparison of Scores parameter-wise for the year 2020 and 2021**

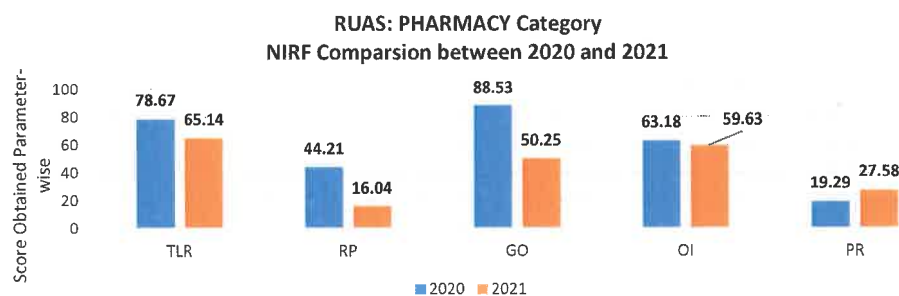
**DENTAL**

Year of Ranking	Dental Category					RANK
	TLR	RP	GO	OI	PR	
<b>Total</b>	<b>100</b>	<b>100</b>	<b>100</b>	<b>100</b>	<b>100</b>	
2020	64.83	13.29	39.61	60.23	43.62	11
2021	74.22	34.2	89.6	61.33	44.91	15



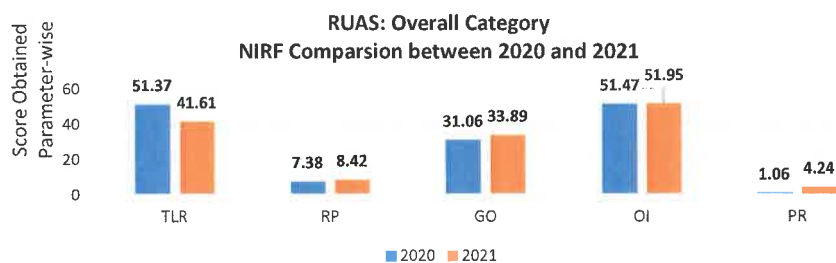
**PHARMACY**

Year of Ranking	Pharmacy Category					RANK
	TLR	RP	GO	OI	PR	
<b>Total</b>	<b>100</b>	<b>100</b>	<b>100</b>	<b>100</b>	<b>100</b>	
2020	78.67	44.21	88.53	63.18	19.29	52
2021	65.14	16.04	50.25	59.63	27.58	52



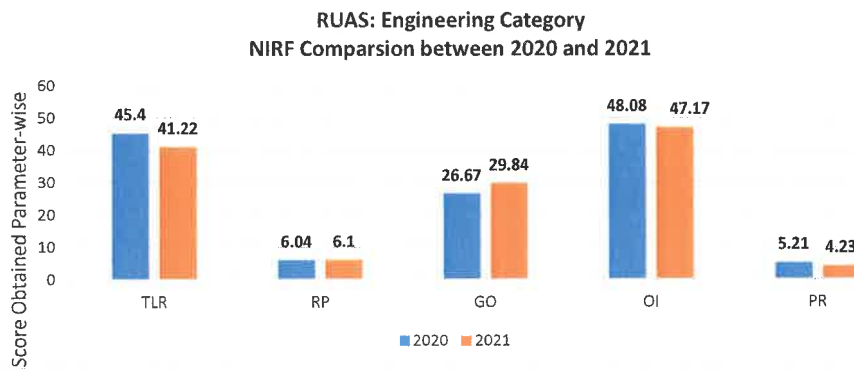
### OVERALL

Year of Ranking	Overall Category				
	TLR	RP	GO	OI	PR
<b>Total</b>	<b>100</b>	<b>100</b>	<b>100</b>	<b>100</b>	<b>100</b>
2020	51.37	7.38	31.06	51.47	1.06
2021	41.61	8.42	33.89	51.95	4.24



**ENGINEERING**

Year of Ranking	Engineering Category				
	TLR	RP	GO	OI	PR
<b>Total</b>	<b>100</b>	<b>100</b>	<b>100</b>	<b>100</b>	<b>100</b>
2020	45.4	6.04	26.67	48.08	5.21
2021	41.22	6.1	29.84	47.17	4.23



# **ANNEXURES 3A, 3B and 3C**



QS-ERA India Pvt Ltd is pleased to award  
**ADVANCED E-LEAD CERTIFICATE to**

**M.S. RAMAIAH UNIVERSITY OF APPLIED SCIENCES  
BANGALORE, KARNATAKA**

This certificate is awarded after a rigorous audit process to validate the institution's effective implementation of advanced digital technology for teaching & learning, student centered digital services and best online academic practices.

The certification process involved rigorous data collection, evaluation, and assessment of performance metrics as set out in the methodology.

**Date of Issue: 28.06.2021**

**Valid Till: 28.06.2023**

Dr Ashwin Fernandes  
CEO, QS-ERA India Pvt Ltd

Chief, Quality Control (Academics)  
Directorate of QEPET  
M.S.Ramaiah University of Applied Sciences  
Bangalore - 560 054



**I-GAUGE**

# **INSTITUTIONAL SCORECARD**

**ADVANCED E-LEAD CERTIFIED**

E-Learning Excellence  
for Academic Digitisation



**I-GAUGE**

INDIAN COLLEGE & UNIVERSITY RATINGS

**M.S. RAMAIAH UNIVERSITY  
OF APPLIED SCIENCES  
Bangalore, Karnataka**







# EVALUATION SUMMARY

ADVANCED E-LEAD CERTIFIED

E-Learning Excellence  
for Academic Digitisation

QS I-GAUGE

INDIAN COLLEGE & UNIVERSITY RATINGS

INDICATOR	TOTAL POINTS	POINTS AWARDED
<b>VIRTUAL INTERACTION</b>		
<ul style="list-style-type: none"><li>• Online forum/discussion board/chatroom ✓</li><li>• Exercises/engagement at the end of tutorial/online session ✓</li></ul>	10	10
<b>Highlights: M.S. Ramaiah University of Applied Sciences (RUAS)</b> is engaging students and faculty in virtual interactions successfully through its LMS.		
<b>COMMITMENT TO ONLINE DEGREE/DIPLOMA/CERTIFICATION PROGRAMMES</b>		
Online degree/diploma/certification programmes offered by the institution ✓	15	15
<b>Highlights: RUAS</b> is committed to online programmes and is offering various certification courses on embedded system design, aerodynamics etc.		
<b>LEARNING AND DEVELOPMENT CENTRE</b>		
<ul style="list-style-type: none"><li>• Presence of online Learning and Development Centre ✓</li><li>• Workshops/training programmes (pedagogy/curriculum) ✓</li><li>• Access to advanced ICT training ✓</li><li>• Assessment of faculty performance (online teaching &amp; ICT) ✓</li></ul>	30	30
<b>Highlights: RUAS</b> is successfully conducting trainings, workshops, and assessment reviews for ICT. It is recommended that the institution clearly identifies the role of each member in the L&D Center to streamline these engagements.		
<b>STUDENT-CENTRED DIGITAL SERVICES</b>		
<ul style="list-style-type: none"><li>• Online access to admissions and scholarships ✓</li><li>• Online access to career services ✓</li><li>• Access to online library/e-resources/database ✓</li></ul>	45	45
<b>Highlights: RUAS</b> is offering various student-centred digital services such as online admissions, scholarships, career counselling services. Access to e-resources for students and faculty is verified.		

Chief, Quality Control (Academics)  
Directorate of QEPET  
M.S.Ramaiah University of Applied Sciences  
Bangalore - 560 074



# EVALUATION SUMMARY

INDICATOR	TOTAL POINTS	POINTS AWARDED
<b>BEST ONLINE ACADEMIC PRACTICES</b>		
<ul style="list-style-type: none"> <li>Academic Integrity: Guidelines on plagiarism &amp; copyright ✓</li> <li>Code of Conduct in an online teaching &amp; learning setting ✓</li> </ul>	20	20
<b>Highlights: RUAS</b> has guidelines for online academic practices in place to ensure academic integrity and code of conduct in online teaching & learning.		
<b>PLAGIARISM SOFTWARE &amp; ONLINE PROCTORED EXAMINATIONS</b>		
<ul style="list-style-type: none"> <li>Institutional subscription to plagiarism software ✓</li> <li>Subscription to tool/portal for online proctoring of exams ✗</li> </ul>	20	10
<b>Highlights: RUAS</b> has subscribed to plagiarism software Turnitin and using MS Teams for proctoring examinations. Subscription to a tool specifically designed for proctoring online examinations is recommended for accurate invigilation.		
<b>CLOUD-BASED E-LEARNING INITIATIVES</b>		
Institutional subscription to cloud-based technology ✓	10	10
<b>Highlights: RUAS</b> has subscribed to Office365 that provides OneDrive cloud storage access and the ERP/LMS/MIS data backup is ensured through JUNO Campus portal.		
<b>CONCLUSION</b>		
<b>Total Points Available: 150</b> <b>Qualifying Points for Certification: 120</b> <b>Total Points Awarded: 140</b>		
<b>M.S. Ramaiah University of Applied Sciences (Bangalore, Karnataka)</b> is granted Advanced E-LEAD certification after a thorough analysis of advanced digital technology systems and processes for teaching & learning, student centered digital services and best online academic practices.		
<b>Analyst: PRACHI MISRA</b> <b>E-mail: <a href="mailto:support@igauge.in">support@igauge.in</a></b>		
<b>Date of Certification: 28.06.2021</b>		
<b>License Validity: 28.06.2023</b>		



# I-GAUGE

© 2021

QS-ERA India Pvt Ltd, #132, 3rd Floor, 17th Cross, 11th Main,  
Malleshwaram West  
Bengaluru - 560 055, Karnataka, India



igaugering



qsigauge



[www.igauge.in](http://www.igauge.in)



[contact@igauge.in](mailto:contact@igauge.in)

This report is a confidential document with performance details and recommendations based on the audit, hence strictly for the institution's internal use only.

The report cannot be fragmented and reproduced in any form.

Chief, Quality Control (Academics)  
Directorate of QEPET  
M.S.Ramalah University of Applied Sciences  
Bangalore - 560 054





QS-ERA India Pvt Ltd is pleased to award

**M S RAMAIAH UNIVERSITY OF APPLIED SCIENCES  
BENGALURU, KARNATAKA**

with **QS I-GAUGE E-Learning Excellence for Academic Digitisation (E-LEAD) - Renewal Certificate**

This certificate is awarded after a rigorous audit process to validate the institution's effective implementation of digital technology for teaching & learning with well established IT processes.

The certification process involved rigorous data collection, evaluation and assessment of performance metrics as set out in the methodology.

**E-LEAD CERTIFIED**

E-Learning Excellence  
for Academic Digitisation



INDIAN COLLEGE & UNIVERSITY RATINGS

**LICENSE START DATE : 28 JUNE 2021**

**LICENSE END DATE : 28 JUNE 2023**

A handwritten signature in blue ink, appearing to read 'Ashwin Fernandes'.

Ashwin Fernandes  
CEO, QS-ERA India Pvt Ltd